


Introductory sub-table (I)(a)

Name of the Company:	ISTREET NETWORK LIMITED		
Scrip Code, Name of the scrip, class of security:	524622		
Quarter ended:	30/09/2014		
Partly paid up shares:-	No. of partly paid-up shares	As a % of total no. of partly paid-up shares	As a % of total no. of shares of the company
Held by promoter/promoter group	NIL	NIL	NIL
Held by public	NIL	NIL	NIL
Total - D	NIL	NIL	NIL
Outstanding convertible securities:-	No. of outstanding securities	As a % of total no. of outstanding convertible securities	As a % of total no. of shares of the company, assuming full conversion of the convertible securities
Held by promoter/promoter group	NIL	NIL	NIL
Held by public	NIL	NIL	NIL
Total - E	NIL	NIL	NIL
Warrants:-	No. of warrants	As a % of total no. of warrants	As a % of total no. of shares of the company, assuming full conversion of warrants
Held by promoter/promoter group	NIL	NIL	NIL
Held by public	NIL	NIL	NIL
Total - F	NIL	NIL	NIL
Total paid-up capital of the company, assuming full conversion of warrants and convertible securities	19875000		



Statement Showing Shareholding Pattern								
Company Name: ISTREET NETWORK LIMITED								
Category code	Category of Shareholder	Number of Shareholders	Total number of shares	Number of shares held in dematerialized form	Table (I)(a)		Shares Pledged or otherwise encumbered	
					Total shareholding as a percentage of total number of shares		Number of shares	As a percentage
					As a percentage of (A+B)1	As a percentage of (A+B+C)		
(I)	(II)	(III)	(IV)	(V)	(VI)	(VII)	(VIII)	(IX) = (VIII)/(IV)*100
(A) Shareholding of Promoter and Promoter Group2								
1 Indian								
(a)	Individuals/ HUF	0	0	0	0.00	0.00	0	0.00
(b)	Central Govt./ State Govt.(s)	0	0	0	0.00	0.00	0	0.00
(c)	Bodies Corporate	1	7075525	7075525	35.60	35.60	0	0.00
(d)	Financial Institutions/ Banks	0	0	0	0.00	0.00	0	0.00
(e)	Any Others(Specify)	0	0	0	0	0	0	0.00
(e-I)	Directors Relatives	4	268850	268850	1.35	1.35	0	0.00
(e-II)	Directors	1	4533475	4533475	22.81	22.81	0	0.00
Sub Total(A)(1)		6	11877850	11877850	59.76	59.76	0	0.00
2 Foreign								
a	Individuals (NRI/Foreign Individuals)	0	0	0	0.00	0.00	0	0.00
b	Bodies Corporate	0	0	0	0.00	0.00	0	0.00
c	Institutions	0	0	0	0.00	0.00	0	0.00
d	Qualified Foreign Investor	0	0	0	0.00	0.00	0	0.00
e	Any Others(Specify)	0	0	0	0.00	0.00	0	0.00
Sub Total(A)(2)		0	0	0	0.00	0.00	0	0.00
Total Shareholding of Promoter and Promoter Group (A)= (A)(1)+(A)(2)		6	11877850	11877850	59.76	59.76	0	0.00
(B) Public shareholding								
1 Institutions								
(a)	Mutual Funds/ UTI	0	0	0	0.00	0.00	0	0.00
(b)	Financial Institutions / Banks	0	0	0	0.00	0.00	0	0.00
(c)	Central Government/ State Government(s)	0	0	0	0.00	0.00	0	0.00
(d)	Venture Capital Funds	0	0	0	0.00	0.00	0	0.00
(e)	Insurance Companies	0	0	0	0.00	0.00	0	0.00
(f)	Foreign Institutional Investors	0	0	0	0.00	0.00	0	0.00
(g)	Foreign Venture Capital Investors	0	0	0	0.00	0.00	0	0.00
(h)	Qualified Foreign Investor	0	0	0	0.00	0.00	0	0.00
(I)	Any Other (specify)	0	0	0	0.00	0.00	0	0.00
Sub-Total (B)(1)		0	0	0	0.00	0.00	0	0.00
B 2 Non-institutions								
(a)	Bodies Corporate	117	4082320	4067620	20.54	20.54	0	0.00
(b)	Individuals							
I	Ind-Hold nominal shr capital upto Rs.1L	8719	3466530	2167630	17.44	17.44	0	0.00
II	Ind-Hold nominal shr capital in excess of Rs.1L	3	236336	236336	1.19	1.19	0	0.00
(c)	Qualified Foreign Investor	0	0	0	0.00	0.00	0	0.00
(d)	Any Other (specify)							
(d-I)	Others	0	0	0	0.00	0.00	0	0.00
(d-II)	Clearing member	8	10675	10675	0.05	0.05	0	0.00
(d-III)	NRIs	289	201289	45189	1.01	1.01	0	0.00
(d-iv)	NRI Corp Bodies	0	0	0	0.00	0.00	0	0.00
(d-v)	Foreign Corp Bodies (Including FDI)	0	0	0	0.00	0.00	0	0.00
(d-vi)	Customers	0	0	0	0.00	0.00	0	0.00
(d-vii)	Suppliers	0	0	0	0.00	0.00	0	0.00
(d-viii)	Foreign Nationals	0	0	0	0.00	0.00	0	0.00
(d-ix)	Trusts	0	0	0	0.00	0.00	0	0.00
(d-x)	Foreign (Promoters)	0	0	0	0.00	0.00	0	0.00
(d-xi)	Directors	0	0	0	0.00	0.00	0	0.00
(d-xii)	Directors Relatives	0	0	0	0.00	0.00	0	0.00
(d-xiii)	Foreign Individuals (Including FDI)	0	0	0	0.00	0.00	0	0.00
Sub-Total (B)(2)		9136	7997150	6527450	40.24	40.24	0	0.00
(B) Total Public Shareholding (B)= (B)(1)+(B)(2)		9136	7997150	6527450	40.24	40.24	0	0.00
TOTAL (A)+(B)		9142	19875000	18405300	100.00	100.00	0	0.00
(C) Shares held by Custodians and against which Depository Receipts have been issued								
1	Promoter and Promoter Group	0	0	0	0.00	0.00	0	0.00
2	Public -	0	0	0	0.00	0.00	0	0.00
Sub-Total (C)		0	0	0	0.00	0.00	0	0.00
GRAND TOTAL (A)+(B)+(C)		9142	19875000	18405300	100.00	100.00	0	0.00




(I)(c) Statement showing holding of securities (including shares, warrants, convertible securities) of persons belonging to the category "Public" and holding more than 1% of the total number of shares

Sr. No.	Name of the shareholder	Number of shares held	Shares as a percentage of total number of shares {i.e., Grand Total (A)+(B)+(C) indicated in Statement at para (I)(a) above}	Details of warrants		Details of		Total shares (including underlying shares assuming full Conversion of warrants and convertible securities) as a % of diluted share capital
				Number of warrants held	As a % Total Number of warrants of the same Class	Number of convertible securities held	As a % Total Number of convertible securities of the same Class	
1	DEVKANT SYNTHETICS (INDIA) PVT. LTD.	3916975	19.71	0	0.00	0.00	0	0.00
	TOTAL	3916975	19.71	0	0.00	0.00	0	0.00




(I)(d) Statement showing details of locked-in shares

Sr. No.	Name of the shareholder	Number of locked-in shares	Locked-in shares as a percentage of total number of shares {i.e., Grand Total (A)+(B)+(C) indicated in Statement at para (I)(a) above}	Promoter / Promoter Group / Public
1	INOVENT SOLUTIONS LIMITED	7075525	35.60	Promoter / Promoter Group
2	PRADEEP MALU	2882500	14.50	Promoter / Promoter Group
	TOTAL	9958025	50.10	



(II)(a) Statement showing details of Depository Receipts (DRs)

Sr. No.	Type of outstanding DR (ADRs, GDRs, SDRs, etc.)	Number of outstanding DRs	Number of shares underlying outstanding DRs	Shares underlying outstanding DRs as a percentage of total number of shares {i.e., Grand Total (A)+(B)+(C) indicated in Statement at para (I)(a) above}
1		0	0	0
	TOTAL	0	0	0



(II)(b) Statement showing holding of Depository Receipts (DRs), where underlying shares held by 'promoter/promoter group' are in excess of 1% of the total number of shares

Sr. No.	Name of the DR Holder	Type of outstanding DR (ADRs, GDRs, SDRs, etc.)	Number of shares underlying outstanding DRs	Shares underlying outstanding DRs as a percentage of total number of shares {i.e., Grand Total (A)+(B)+(C) indicated in Statement at para (I)(a) above}
1		0	0	0
	TOTAL	0	0	0

